




District Health Assessment for Multiple District 403 through April 2025

District Name	Status/ Number of Months in Status *	Clubs							Membership							Member Strength		Cancellation		Reports			Finance	Leadership			
		Active Clubs	Clubs in Status Quo	Total Clubs	% Status Quo Clubs in Financial Suspension	New Clubs	Cancelled Clubs	YTD Net Club Gain/Loss	Current Members In Active Clubs	Current Members In Status Quo Clubs	Current Total Members Count	YTD Add	YTD Drop	YTD NetGrowth (includes Active and Status Quo)	YTD NetGrowth% (includes Active and Status Quo)	Member Count 12 Months Ago	Average Member Count Per Club	% of Clubs with less than 20 members	Average Cancelled Club Age	Members Lost Due to Cancelled Clubs	% of Clubs Reporting Service	% No MMR in 3 Months	% No Officer Report in 12 months	% of Clubs with balance 90+ days	Number of Zone Chairs Recorded	Number of Region Chairs Recorded	District Officers Vacancies **
403 A1		89	0	89	0%	11	0	11	1981	0	1981	401	184	217	12.30%	1,751	22	40%	0	0	90%	62%	0%	29%	14	4	
403 A2		119	0	119	0%	4	7	-3	2553	0	2553	306	391	-85	-3.22%	2,649	21	48%	3	114	92%	60%	0%	26%	17	5	
403 A3		75	1	76	0%	5	0	5	1916	23	1939	221	159	62	3.30%	1,901	26	29%	0	0	100%	51%	1%	29%	17	8	
403 A4		71	2	73	0%	5	0	5	1810	27	1837	261	159	102	5.88%	1,720	25	25%	0	0	95%	23%	0%	11%	11	3	
403 B1		80	2	82	0%	1	9	-8	1386	29	1415	195	433	-238	-14.40%	1,579	17	63%	5	149	84%	61%	6%	50%	19	8	
		434	5	439	0%	26	16	10	9646	79	9725	1384	1326	58	0.60%	9,600	22	42%	4	263	92%	53%	1%	29%	78	28	




District Health Assessment for Multiple District 404 through April 2025

		Clubs							Membership							Member Strength		Cancellation		Reports			Finance	Leadership			
District Name	Status/ Number of Months in Status *	Active Clubs	Clubs in Status Quo	Total Clubs	% Status Quo Clubs in Financial Suspension	New Clubs	Cancelled Clubs	YTD Net Club Gain/Loss	Current Members In Active Clubs	Current Members In Status Quo Clubs	Current Total Members Count	YTD Add	YTD Drop	YTD NetGrowth (includes Active and Status Quo)	YTD NetGrowth% (includes Active and Status Quo)	Member Count 12 Months Ago	Average Member Count Per Club	% of Clubs with less than 20 members	Average Cancelled Club Age	Members Lost Due to Cancelled Clubs	% of Clubs Reporting Service	% No MMR in 3 Months	% No Officer Report in 12 months	% of Clubs with balance 90+ days	Number of Zone Chairs Recorded	Number of Region Chairs Recorded	District Officers Vacancies **
404 A2		64	0	64	0%	1	14	-13	1639	0	1639	234	449	-215	-11.60%	1,812	26	36%	6	195	88%	48%	2%	56%	24	11	
404 A3		55	0	55	0%	2	1	1	1303	0	1303	214	165	49	3.91%	1,266	24	40%	11	19	85%	42%	2%	24%	16	8	
404 A4		72	0	72	0%	4	2	2	1453	0	1453	224	186	38	2.69%	1,414	20	47%	4	24	94%	42%	4%	67%	22	11	
404 B2		97	0	97	0%	10	0	10	2305	0	2305	623	273	350	17.90%	2,022	24	37%	0	0	88%	40%	3%	52%	25	11	
404 B3		70	0	70	0%	5	1	4	1708	0	1708	352	175	177	11.56%	1,575	24	30%	2	23	96%	56%	4%	54%	20	10	
404 B4		64	0	64	0%	5	1	4	1605	0	1605	402	236	166	11.54%	1,508	25	33%	4	10	72%	47%	2%	47%	22	10	
		422	0	422	0%	27	19	8	10013	0	10013	2049	1484	565	5.98%	9,597	24	37%	5	271	87%	45%	3%	51%	129	61	



District Health Assessment for Multiple District 410 through April 2025

 Status/ District Name Number of Months in Status *		Clubs							Membership							Member Strength		Cancellation		Reports			Finance		Leadership		
		Active Clubs	Clubs in Status Quo	Total Clubs	% Status Quo Clubs in Financial Suspension	New Clubs	Cancelled Clubs	YTD Net Club Gain/Loss	Current Members In Active Clubs	Current Members In Status Quo Clubs	Current Total Members Count	YTD Add	YTD Drop	YTD NetGrowth (includes Active and Status Quo)	YTD NetGrowth% (includes Active and Status Quo)	Member Count 12 Months Ago	Average Member Count Per Club	% of Clubs with less than 20 members	Average Cancelled Club Age	Members Lost Due to Cancelled Clubs	% of Clubs Reporting Service	% No MMR in 3 Months	% No Officer Report in 12 months	% of Clubs with balance 90+ days	Number of Zone Chairs Recorded	Number of Region Chairs Recorded	District Officers Vacancies **
410 E	T(24)	61	0	61	0%	2	2	0	870	0	870	166	121	45	5.45%	883	14	75%	14	1	92%	38%	2%	7%	11	5	
410 W	T(24)	55	0	55	0%	0	1	-1	905	0	905	177	132	45	5.23%	909	16	75%	26	11	96%	16%	0%	9%	18	8	
		116	0	116	0%	2	3	-1	1775	0	1775	343	253	90	5.34%	1,792	15	75%	18	12	94%	28%	1%	8%	29	13	




District Health Assessment for Multiple District 411 through April 2025

District Name	Status/ Number of Months in Status *	Clubs							Membership							Member Strength		Cancellation		Reports			Finance	Leadership			
		Active Clubs	Clubs in Status Quo	Total Clubs	% Status Quo Clubs in Financial Suspension	New Clubs	Cancelled Clubs	YTD Net Club Gain/Loss	Current Members In Active Clubs	Current Members In Status Quo Clubs	Current Total Members Count	YTD Add	YTD Drop	YTD NetGrowth (includes Active and Status Quo)	YTD NetGrowth% (includes Active and Status Quo)	Member Count 12 Months Ago	Average Member Count Per Club	% of Clubs with less than 20 members	Average Cancelled Club Age	Members Lost Due to Cancelled Clubs	% of Clubs Reporting Service	% No MMR in 3 Months	% No Officer Report in 12 months	% of Clubs with balance 90+ days	Number of Zone Chairs Recorded	Number of Region Chairs Recorded	District Officers Vacancies **
411 A		66	0	66	0%	9	5	4	1868	0	1868	531	334	197	11.79%	1,740	28	29%	11	124	83%	59%	0%	20%	14	0	
411 B		61	0	61	0%	8	2	6	2326	0	2326	637	271	366	18.67%	2,067	38	25%	10	47	89%	43%	0%	31%	13	4	
411 C	P	20	0	20	0%	0	3	-3	513	0	513	112	110	2	0.39%	587	26	25%	28	29	95%	40%	0%	35%	6	0	
		147	0	147	0%	17	10	7	4707	0	4707	1280	715	565	13.64%	4,394	32	27%	16	200	87%	50%	0%	27%	33	4	




District Health Assessment for Multiple District 412 through April 2025

		Clubs								Membership						Member Strength		Cancellation		Reports			Finance	Leadership			
District Name	Status/ Number of Months in Status *	Active Clubs	Clubs in Status Quo	Total Clubs	% Status Quo Clubs in Financial Suspension	New Clubs	Cancelled Clubs	YTD Net Club Gain/Loss	Current Members In Active Clubs	Current Members In Status Quo Clubs	Current Total Members Count	YTD Add	YTD Drop	YTD NetGrowth (includes Active and Status Quo)	YTD NetGrowth% (includes Active and Status Quo)	Member Count 12 Months Ago	Average Member Count Per Club	% of Clubs with less than 20 members	Average Cancelled Club Age	Members Lost Due to Cancelled Clubs	% of Clubs Reporting Service	% No MMR in 3 Months	% No Officer Report in 12 months	% of Clubs with balance 90+ days	Number of Zone Chairs Recorded	Number of Region Chairs Recorded	District Officers Vacancies **
412 A	T(21)	55	1	56	100%	2	2	0	924	10	934	148	184	-36	-3.71%	1,010	17	50%	29	39	59%	54%	14%	27%	13	3	
412 B	T(24)	26	1	27	100%	0	0	0	577	11	588	84	44	40	7.30%	506	22	48%	0	0	44%	59%	11%	26%	0	0	
		81	2	83	100%	2	2	0	1501	21	1522	232	228	4	0.26%	1,516	19	49%	29	39	54%	55%	13%	27%	13	3	




District Health Assessment for District 352 through April 2025

		Clubs							Membership							Member Strength		Cancellation		Reports			Finance	Leadership			
District Name	Status/ Number of Months in Status *	Active Clubs	Clubs in Status Quo	Total Clubs	% Status Quo in Financial Suspension	New Clubs	Cancelled Clubs	YTD Net Club Gain/Loss	Current Members In Clubs	Current Members In Status Quo Clubs	Current Total Members Count	YTD Add	YTD Drop	YTD NetGrowth (includes Active and Status Quo)	YTD NetGrowth% (includes Active and Status Quo)	Member Count 12 Months Ago	Average Member Count Per Club	% of Clubs with less than 20 members	Average Cancelled Club Age	Members Lost Due to Cancelled Clubs	% of Clubs Reporting Service	% No MMR in 3 Months	% No Officer Report in 12 months	% of Clubs with balance 90+ days	Number of Zone Chairs Recorded	Number of Region Chairs Recorded	District Officers Vacancies **
352	T(24)	53	0	53	0%	4	5	-1	999	0	999	211	225	-14	-1.38%	1,038	19	53%	3	87	42%	60%	2%	26%	17	3	
		53	0	53	0%	4	5	-1	999	0	999	211	225	-14	-1.38%	1,038	19	53%	3	87	42%	60%	2%	26%	17	3	




District Health Assessment for District 409 through April 2025

		Clubs							Membership							Member Strength		Cancellation		Reports			Finance	Leadership			
District Name	Status/ Number of Months in Status *	Active Clubs	Clubs in Status Quo	Total Clubs	% Status Quo in Financial Suspension	New Clubs	Cancelled Clubs	YTD Net Club Gain/ Loss	Current Members In Active Clubs	Current Members In Status Quo Clubs	Current Total Members Count	YTD Add	YTD Drop	YTD NetGrowth (includes Active and Status Quo)	YTD NetGrowth% (includes Active and Status Quo)	Member Count 12 Months Ago	Average Member Count Per Club	% of Clubs with less than 20 members	Average Cancelled Club Age	Members Lost Due to Cancelled Clubs	% of Clubs Reporting Service	% No MMR in 3 Months	% No Officer Report in 12 months	% of Clubs with balance 90+ days	Number of Zone Chairs Recorded	Number of Region Chairs Recorded	District Officers Vacancies **
409	T(24)	30	0	30	0%	1	0	1	621	0	621	81	42	39	6.70%	560	21	57%	0	0	40%	70%	7%	57%	6	1	GST
		30	0	30	0%	1	0	1	621	0	621	81	42	39	6.70%	560	21	57%	0	0	40%	70%	7%	57%	6	1	




District Health Assessment for District 413 through April 2025

	Clubs								Membership						Member Strength		Cancellation		Reports			Finance	Leadership					
	Status/ District Name	Number of Months in Status *	Active Clubs	Clubs in Status Quo	Total Clubs	% Status Quo Clubs in Financial Suspension	New Clubs	Cancelled Clubs	YTD Net Club Gain/ Loss	Current Members In Active Clubs	Current Members In Status Quo Clubs	Current Total Members Count	YTD Add	YTD Drop	YTD NetGrowth (includes Active and Status Quo)	YTD NetGrowth% (includes Active and Status Quo)	Member Count 12 Months Ago	Average Member Count Per Club	% of Clubs with less than 20 members	Average Cancelled Club Age	Members Lost Due to Cancelled Clubs	% of Clubs Reporting Service	% No MMR in 3 Months	% No Officer Report in 12 months	% of Clubs with balance 90+ days	Number of Zone Chairs Recorded	Number of Region Chairs Recorded	District Officers Vacancies **
413			48	0	48	0%	1	1	0	1394	0	1394	206	157	49	3.64%	1,427	29	25%	8	15	65%	58%	2%	54%	12	5	
			48	0	48	0%	1	1	0	1394	0	1394	206	157	49	3.64%	1,427	29	25%	8	15	65%	58%	2%	54%	12	5	






District Health Assessment for District 414 through April 2025

		Clubs							Membership							Member Strength		Cancellation		Reports			Finance	Leadership			
District Name	Status/ Number of Months in Status *	Active Clubs	Clubs in Status Quo	Total Clubs	% Status Quo in Financial Suspension	New Clubs	Cancelled Clubs	YTD Net Club Gain/Loss	Current Members In Active Clubs	Current Members In Status Quo Clubs	Current Total Members Count	YTD Add	YTD Drop	YTD NetGrowth (includes Active and Status Quo)	YTD NetGrowth% (includes Active and Status Quo)	Member Count 12 Months Ago	Average Member Count Per Club	% of Clubs with less than 20 members	Average Cancelled Club Age	Members Lost Due to Cancelled Clubs	% of Clubs Reporting Service	% No MMR in 3 Months	% No Officer Report in 12 months	% of Clubs with balance 90+ days	Number of Zone Chairs Recorded	Number of Region Chairs Recorded	District Officers Vacancies **
414	P	43	1	44	100%	2	5	-3	996	10	1006	272	371	-99	-8.96%	1,131	23	57%	14	64	66%	50%	5%	52%	7	3	
		43	1	44	100%	2	5	-3	996	10	1006	272	371	-99	-8.96%	1,131	23	57%	14	64	66%	50%	5%	52%	7	3	




District Health Assessment for District 415 through April 2025

		Clubs							Membership							Member Strength		Cancellation		Reports			Finance	Leadership			
District Name	Status/ Number of Months in Status *	Active Clubs	Clubs in Status Quo	Total Clubs	% Status Quo in Financial Suspension	New Clubs	Cancelled Clubs	YTD Net Club Gain/ Loss	Current Members In Active Clubs	Current Members In Status Quo Clubs	Current Total Members Count	YTD Add	YTD Drop	YTD NetGrowth (includes Active and Status Quo)	YTD NetGrowth% (includes Active and Status Quo)	Member Count 12 Months Ago	Average Member Count Per Club	% of Clubs with less than 20 members	Average Cancelled Club Age	Members Lost Due to Cancelled Clubs	% of Clubs Reporting Service	% No MMR in 3 Months	% No Officer Report in 12 months	% of Clubs with balance 90+ days	Number of Zone Chairs Recorded	Number of Region Chairs Recorded	District Officers Vacancies **
415	P	27	0	27	0%	0	0	0	414	0	414	38	88	-50	-10.78%	422	15	70%	0	0	48%	37%	4%	22%	7	1	
		27	0	27	0%	0	0	0	414	0	414	38	88	-50	-10.78%	422	15	70%	0	0	48%	37%	4%	22%	7	1	




District Health Assessment for District 416 through April 2025

	Clubs								Membership							Member Strength		Cancellation		Reports			Finance	Leadership				
	Status/ District Name	Number of Months in Status *	Active Clubs	Clubs in Status Quo	Total Clubs	% Status Quo Clubs in Financial Suspension	New Clubs	Cancelled Clubs	YTD Net Club Gain/ Loss	Current Members In Active Clubs	Current Members In Status Quo Clubs	Current Total Members Count	YTD Add	YTD Drop	YTD NetGrowth (includes Active and Status Quo)	YTD NetGrowth% (includes Active and Status Quo)	Member Count 12 Months Ago	Average Member Count Per Club	% of Clubs with less than 20 members	Average Cancelled Club Age	Members Lost Due to Cancelled Clubs	% of Clubs Reporting Service	% No MMR in 3 Months	% No Officer Report in 12 months	% of Clubs with balance 90+ days	Number of Zone Chairs Recorded	Number of Region Chairs Recorded	District Officers Vacancies **
416		63	0	63	0%	4	1	3		1528	0	1528	741	697	44	2.96%	1,430	24	41%	3	22	38%	38%	8%	16%	20	7	
		63	0	63	0%	4	1	3		1528	0	1528	741	697	44	2.96%	1,430	24	41%	3	22	38%	38%	8%	16%	20	7	




District Health Assessment for District 417 through April 2025

		Clubs							Membership							Member Strength		Cancellation		Reports			Finance	Leadership			
District Name	Status/ Number of Months in Status *	Active Clubs	Clubs in Status Quo	Total Clubs	% Status Quo Clubs in Financial Suspension	New Clubs	Cancelled Clubs	YTD Net Club Gain/ Loss	Current Members In Active Clubs	Current Members In Status Quo Clubs	Current Total Members Count	YTD Add	YTD Drop	YTD NetGrowth (includes Active and Status Quo)	YTD NetGrowth% (includes Active and Status Quo)	Member Count 12 Months Ago	Average Member Count Per Club	% of Clubs with less than 20 members	Average Cancelled Club Age	Members Lost Due to Cancelled Clubs	% of Clubs Reporting Service	% No MMR in 3 Months	% No Officer Report in 12 months	% of Clubs with balance 90+ days	Number of Zone Chairs Recorded	Number of Region Chairs Recorded	District Officers Vacancies **
417		82	0	82	0%	4	0	4	1746	0	1746	324	236	88	5.31%	1,677	21	49%	0	0	94%	24%	0%	6%	13	5	
		82	0	82	0%	4	0	4	1746	0	1746	324	236	88	5.31%	1,677	21	49%	0	0	94%	24%	0%	6%	13	5	




District Health Assessment for District 418 through April 2025

		Clubs							Membership							Member Strength		Cancellation		Reports			Finance	Leadership			
District Name	Status/ Number of Months in Status *	Active Clubs	Clubs in Status Quo	Total Clubs	% Status Quo Clubs in Financial Suspension	New Clubs	Cancelled Clubs	YTD Net Club Gain/Loss	Current Members In Active Clubs	Current Members In Status Quo Clubs	Current Total Members Count	YTD Add	YTD Drop	YTD NetGrowth (includes Active and Status Quo)	YTD NetGrowth% (includes Active and Status Quo)	Member Count 12 Months Ago	Average Member Count Per Club	% of Clubs with less than 20 members	Average Cancelled Club Age	Members Lost Due to Cancelled Clubs	% of Clubs Reporting Service	% No MMR in 3 Months	% No Officer Report in 12 months	% of Clubs with balance 90+ days	Number of Zone Chairs Recorded	Number of Region Chairs Recorded	District Officers Vacancies **
418		52	0	52	0%	5	0	5	1389	0	1389	266	168	98	7.59%	1,283	27	33%	0	0	94%	35%	0%	19%	13	2	
		52	0	52	0%	5	0	5	1389	0	1389	266	168	98	7.59%	1,283	27	33%	0	0	94%	35%	0%	19%	13	2	



District Health Assessment for Ident 5947 - SOMALIA - UND through April 2025

 Status/ District Name of Months in Status *		Clubs							Membership							Member Strength		Cancellation		Reports			Finance	Leadership			
		Active Clubs	Clubs in Status Quo	Total Clubs	% Status Quo Clubs in Financial Suspension	New Clubs	Cancelled Clubs	YTD Net Club Gain/ Loss	Current Members In Active Clubs	Current Members In Status Quo Clubs	Current Total Members Count	YTD Add	YTD Drop	YTD NetGrowth (includes Active and Status Quo)	YTD NetGrowth% (includes Active and Status Quo)	Member Count 12 Months Ago	Average Member Count Per Club	% of Clubs with less than 20 members	Average Cancelled Club Age	Members Lost Due to Cancelled Clubs	% of Clubs Reporting Service	% No MMR in 3 Months	% No Officer Report in 12 months	% of Clubs with balance 90+ days	Number of Zone Chairs Recorded	Number of Region Chairs Recorded	District Officers Vacancies **
Ident 5947 - SOMALIA		3	0	3	0%	0	0	0	54	0	54	1	0	1	1.89%	53	18	67%	0	0	0%	67%	0%	33%	0	0	
		3	0	3	0%	0	0	0	54	0	54	1	0	1	1.89%	53	18	67%	0	0	0%	67%	0%	33%	0	0	

\* - District Status: P - Provisional, T - Transitional.  
\*\* - District Officers Vacancies: DG - District Governor, 1st VDG - First Vice District Governor, 2nd VDG - Second Vice District Governor.